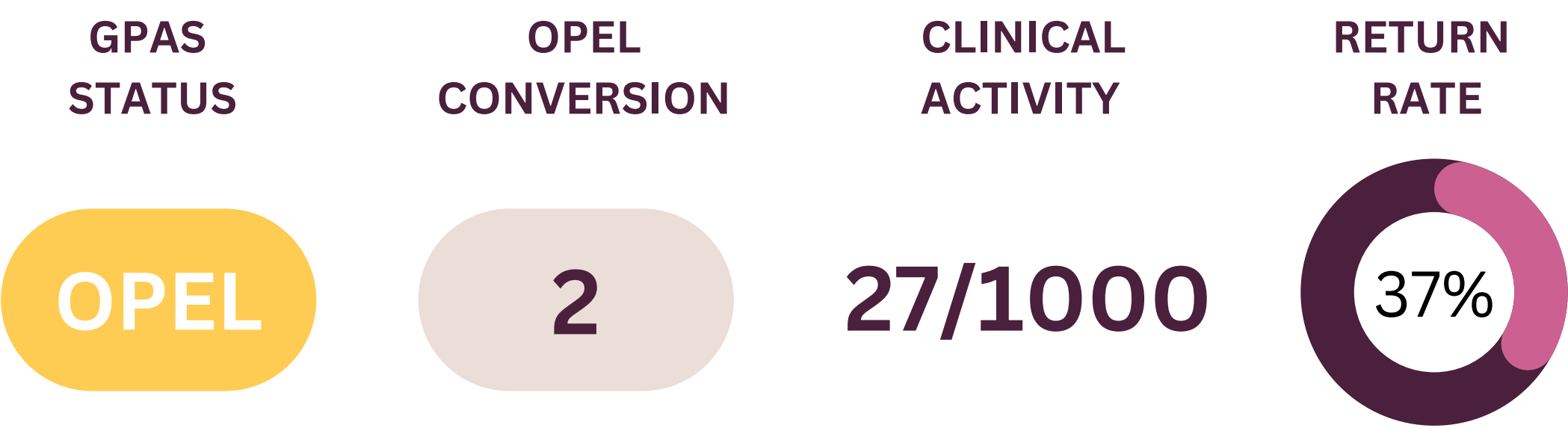


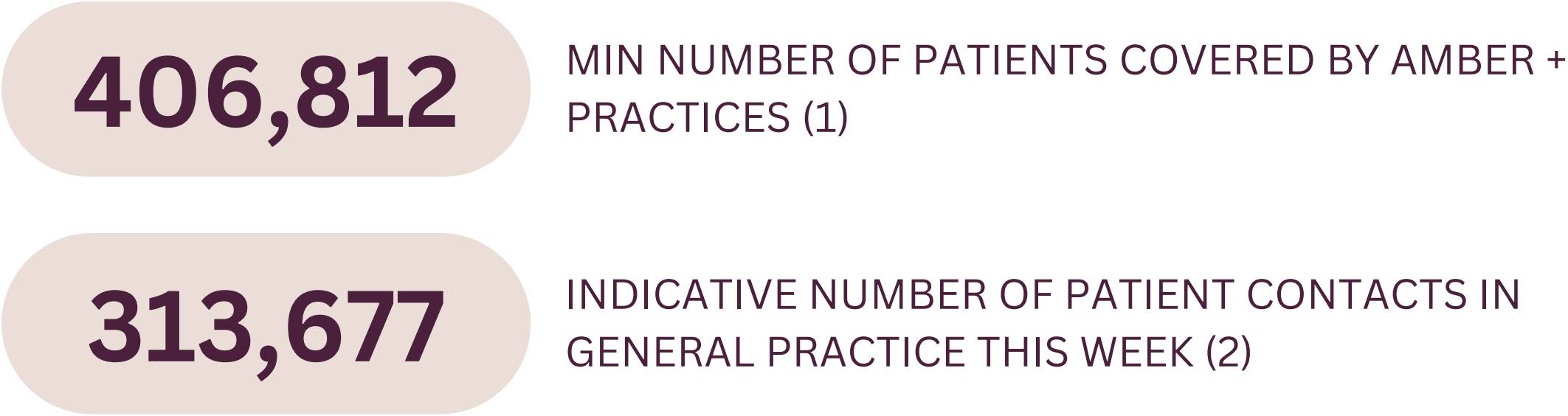


GENERAL PRACTICE ALERT STATE SITREP | 04.04.2025

LANCASHIRE & CUMBRIA DATA



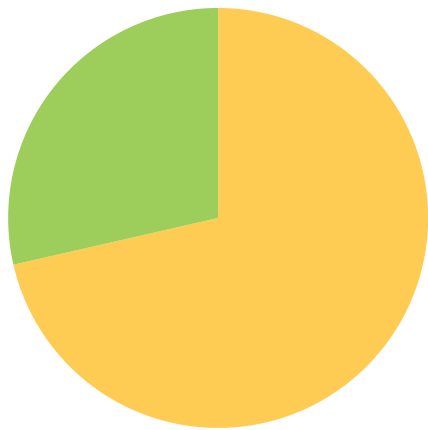
IMPORTANT FIGURES



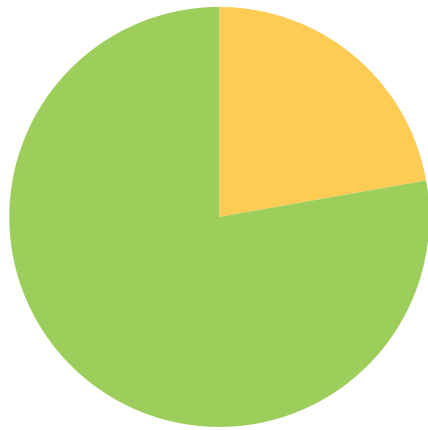
LOCALITY DATA

	GPAS STATUS	OPEL STATUS	CLINICAL ACTIVITY	RETURN RATES
Blackpool		3	23/1000	44%
Fylde & Wyre		1	34/1000	50%
Morecambe Bay		3	24/1000	42%
West Lancs		3	37/1000	47%
Greater Preston	Insufficient responses			
Chorley & S. Ribble	Insufficient responses			
East Lancs	Insufficient responses			
Blackburn W/Darwen	Insufficient responses			
North Cumbria	Insufficient responses			

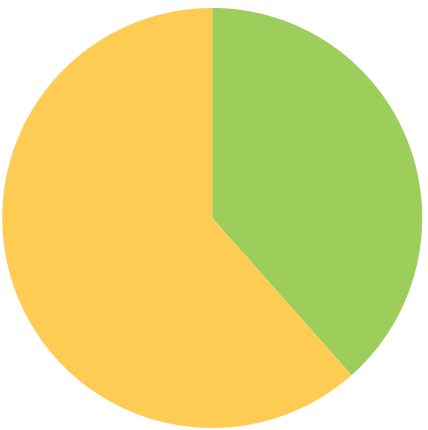
Blackpool



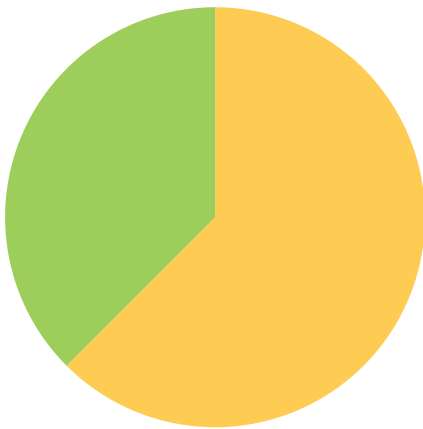
Fylde & Wyre




Morecambe Bay




West Lancs




Greater Preston




Chorley & S. Ribble




East Lancs



Blackburn W/Darwen



North Cumbria



A SELECTION OF THIS WEEK’S PRACTICE COMMENTS

Reduced capacity as sickness within the clinical team.
Nurse and GP absence on 01/04/25.
GP on long-term sick.

GPAS CHANGE SINCE LAST SITREP

	Last SITREP	This Week	Trend	Note
Blackpool	<div></div>	3	↑	OPEL 2 to OPEL 3
Fylde & Wyre	<div></div>	1	↓	OPEL 2 to OPEL 1
Morecambe Bay	<div></div>	3		
West Lancs	<div></div>	3	→	
Greater Preston	<div></div>	<div></div>		
Chorley & S. Ribble	Insufficient responses			
East Lancs	<div></div>	<div></div>		
Blackburn W/Darwen	<div></div>	<div></div>		
North Cumbria	<div></div>	<div></div>		

A QUICK GUIDE TO THE GPAS STATES

BLACK

Practice will fail within one month. Urgent system intervention required.

RED

Sustainable in the short term. Needs system support.

AMBER

Sustainable in the medium term (6 months max). Probably needs system support.

GREEN

Fully Sustainable.

LMC NOTE:

Please continue to share your data with us so that we can ensure the system is aware of any capacity and demand concerns pertaining to General Practice.

(1) This figure is accurate and is the sum of the list sizes submitting from those Practices registering as amber, Red and Black
(2) This figure is approximate and calculated by using the clinical activity figure for Lancashire & Cumbria multiplied by 5